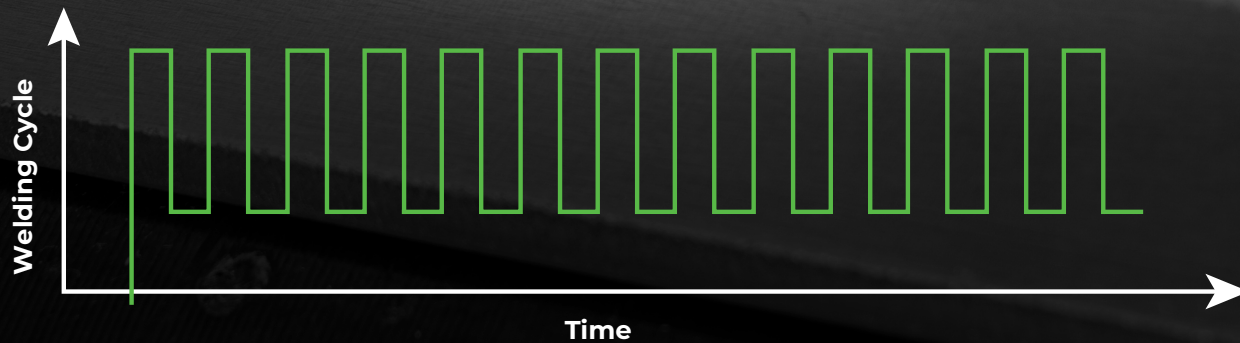


UNIMIG ENVY



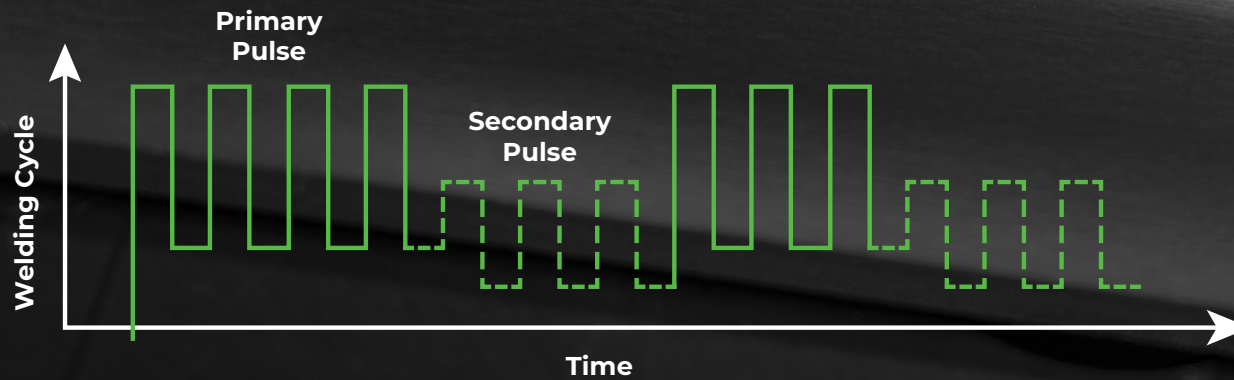
MULTI 195

Single Pulse MIG.



A single pulse weld alternates between a peak and base current, which works to minimise the amount of heat input without compromising on any of the penetration. The addition of a base current and reduction in heat means it's perfect for softer materials like aluminium. Pulse welding is also done by spray transfer, eliminating spatter and cutting your post-weld clean-up time.

Double Pulse MIG.



A double pulse weld alternates between a peak current and two base currents, reducing the heat input of the weld even further than single pulse, while still maintaining all of the benefits. Because of the faster freezing puddle, your double pulse welds come out looking just like a stack of dimes. You get the aesthetics of a TIG weld with all the speed of spray MIG.

Superior DC TIG Welding.

Get unmatched welds on steel. With Direct Current (DC) TIG welding, you get smooth, stable arcs for flawless welds on mild and stainless steels, delivering clean results and maximum control on every joint.

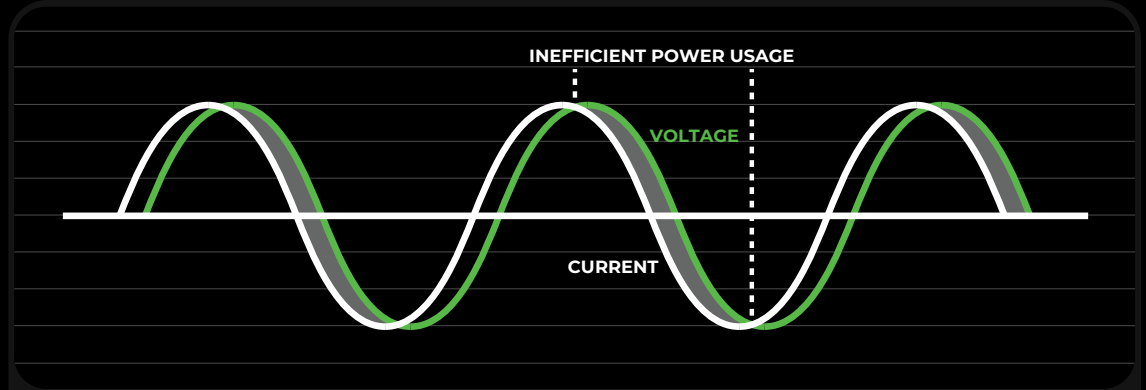


MACHINE FEATURES



5" LCD Touchscreen

Navigation has never been easier. With the 5" LCD touchscreen, selecting your weld parameters or changing your settings mid-weld is effortless. Prefer physical buttons? Use the traditional control knobs to make all of your adjustments.



Power Factor Correction

Get the most out of your machine. The PFC maximises the electrical efficiency of the machine and automatically compensates for any voltage fluctuations, so you get more output power and the internal components last longer.



Foot Control Ready

This machine supports the connection of both a wired or wireless foot control for extra versatility and convenience while welding. You can adjust your amperage hands-free to avoid disrupting your torch movement, and the wireless option reduces cables and adds greater manoeuvrability as well.

MIG FEATURES



MIG Smart-Set

Setting up for a weld has never been easier, just set your wire material and size, gas, and joint type and you're ready to weld!




Digital 4 Geared Wire Drive

Experience unparalleled accuracy with our Digital 4 Geared Wire Drive system. Designed to sustain a consistent arc in varying conditions and with different wire types, it ensures an accurate wire feed speed. With this system, achieving precision in every welding task is effortless.




Push-Pull Gun Ready

Achieve smooth and steady wire feeding, especially when using softer wires such as aluminium. With a 'Pull' motor built into the torch, the wire can be fed over a greater distance, granting you the freedom to move and manoeuvre with ease while MIG welding.



Hot Start

Get the smoothest arc start possible. The Hot Start function gives a boost of current at the beginning of your weld, eliminating any issues with starting on cold metal, letting you weld on thicker materials and making welding aluminium even easier.



Crater Fill

End your welds as strong as they started. Crater Fill ramps your welding current and voltage down at the end of a weld, filling it in at a lower amperage, eliminating craters and pinholes.



Pool Gun Ready

Make welding aluminium even easier. No need to change your existing setup. The spool gun lets you quickly switch over and get any job done with no downtime.



Adjustable Arc Length

Get absolute precision on your settings. The adjustable arc length allows you to increase or decrease the preselected voltage while in synergic and pulse MIG modes.

TIG FEATURES



TIG Smart-Set

The easiest way to set up for a TIG weld, simply set your filler material, joint type, tungsten diameter, and material thickness and you're good to go!



Higher Pulse Frequency

With a pulse frequency as high as 999 pulses per second in DC TIG, you can get as many pulses as you need for any scenario.



Heat Control Trigger (HCT) Mode

Heat Control Trigger Mode lets you set a base current, which you can switch to at any time during a weld by pressing the trigger button. Heat Control Trigger Mode is great for manual heat input control as you go.

MMA FEATURES



✦ Arc Force

The adjustable arc force adjusts the current (and, therefore, the heat) based on the length of the arc. When the arc becomes shorter, the current increases to keep it stable and stop the electrode from sticking. When the arc becomes longer, the current will decrease.

It allows you to fine-tune your arc and improve your weld's quality and consistency, especially in tight corners or when welding overhead or vertically.



⚡ Power Limit

The adjustable power limit is designed to help maintain a constant power level while welding. Power limit automatically drops the current to a set limit and prevents it from rising to maintain a constant power when the electrode is lifted from the weld pool.



🛡️ Anti-Stick

The built-in anti-stick is designed to keep you from ever sticking an electrode again, whether you're at the start of a weld, halfway through or about to end one. When the machine detects that the electrode is sticking, the current will shut off and unstick it.

ENVY MULTI 195



MIG **TIG** **STICK**

5 YEAR
WARRANTY

Specifications

SKU	U11204
Primary Input Voltage	240V Single-Phase
Supply Plug	10A
Ieff (A)	9.9
Imax (A)	25.5
Rated Output	25-195A
No Load Voltage (V)	75
Protection Class	IP21S
Insulation Class	H
Minimum Generator (kVA)	8.5
Dinse Connector	35/50
Standard	AS 60974.1
Welds	MIG: Mild Steel, Stainless Steel, Aluminium, Silicon Bronze MMA: Mild Steel, Stainless Steel, Cast Iron TIG: Mild Steel, Stainless Steel, Copper, Silicon Bronze, Titanium
Warranty (Years)	5

MIG Specifications

MIG Welding Current Range	25-195A
	15% @ 195A
MIG Duty Cycle @ 40°C	60% @ 98A 100% @ 76A
MIG Wire Size Range	0.6-1.2mm
MIG Wire Spool Size	1kg (100mm) / 5kg (200mm)
MIG Welding Thickness Range	1-10mm
Drive Roller Size	30/22

MMA Specifications

MMA Welding Current Range	10-195A
	10% @ 195A
MMA Duty Cycle @ 40°C	60% @ 112A 100% @ 87A
MMA Electrode Range	2.5-4.0mm
MMA Welding Thickness Range	2-12mm

Size & Weight

Dimensions (mm)	640x210x400
Weight (kg)	15.5

TIG Specifications

TIG Function Type	DC HF TIG & DC Pulse
TIG Welding Current Range	10-195A
	20% @ 195A
TIG Duty Cycle @ 40°C	60% @ 112A 100% @ 87A
TIG Welding Thickness Range	1-8mm

RECOMMENDED ACCESSORIES



M26 MIG Torch Consumables Starter Kit

SKU: UMSK26



220A Spool Gun

SKU: U11240



300A Push-Pull Gun

SKU: U11241



APEX Series Consumable Starter Kit

SKU: U42009



Foot Pedal

SKU: U11100



Foot Pedal

SKU: U11104



Dual Stage Argon Flowmeter

SKU: U11378 (Vertical Inlet)

SKU: U11259 (Side Inlet)



Heavy Duty Welding Trolley

SKU: U11239

ADDITIONAL FEATURES

Pulse MMA

Pulse MMA welding helps reduce spatter, improves heat control and allows for an easier removal of slag. It also improves the speed and efficiency of vertical up welds by eliminating the use of the “Christmas Tree” technique, while still maintaining root fusion.

Inverter Technology

Not every inverter is made equal. With UNIMIG’s ever-evolving, state-of-the-art IGBT Inverter technology, you get better performance, better efficiency, and better reliability.

Job Memory

The job memory function allows you to enter and store weld parameter settings. Weld parameters can be further adjusted and stored as required. A total of 100 Jobs can be memorised and stored for recall.

Generator Compatible

Take it anywhere. Connect the machine to a generator and use it wherever, whenever you need it. We recommend 8.5kVA for this machine.

Inductance Control

Take complete control of your arc with the inductance settings. By changing the frequency of your short circuit MIG welds with the Inductance controls, you can choose your preferred arc characteristics on every weld.

Smart Fan

Smart Fan diminishes noise, saves power, helps reduce energy costs, and minimises the number of contaminants being pulled through the machine.

Burnback Adjustment

Stop your wire from ever fusing with your weld or your contact tips again. Tune your burnback control to suit how much wire you want to remain sticking out from your torch when you finish a weld.

Tungsten Optimiser

Select the tungsten diameter and get an optimised welding arc ignition in DC TIG based on the chosen diameter.

UNIMIG

B U I L T F O R W E L D E R S



100%
AUSTRALIAN
OWNED

unimig.com.au

f @ UNIMIG